

Cerberus[®] PRO

A Comprehensive Fire-Protection System

Architect & Engineer Specifications

- Standard 50-point, 252-point and 504-point fire systems
- Remote viewing for the 252-point and 504-point systems
- One (1) or (2) two-height-unit enclosures
- Powerful, but user-friendly system interface
- Softkey buttons
- RS-485 interface
- Four-way navigation menu with extended-views capability
- Primary, regulated power
 - 300-Watts is rated at 11.5 Amps
 - 170-Watts is rated at 6.5 Amps
- Universal AC power input:
 - 120VAC or 240VAC
 - 50 / 60Hz @ 2.0A max
- Fully field programmable, via a Windows[®]-laptop PC
- Built-in strobe synchronization protocol
- Global annunciation and control capability
- Several relay commands:
 - Alarm, Trouble, Supervisory, etc.
- Light-emitting diodes (LEDs) for:
 - Power, Alarm, Supervisory, Silenced, Ground Fault, Trouble, and system-status LEDs
 - Alarm command has a larger, distinctive LED
- LED-option provides LED annunciation of system activity
- Backlit liquid-crystal display (LCD)
- SureWire[™] addressable-loop technology
 - Patented polarity-insensitive detection circuits
- Intelligent / analog detection circuits: 'Class A' or 'Class B'
- Supports FirePrint[™] detection applications
- Supports single-person, 'Walk Test'
- Sprinkler Supervision
- End-user 'Help' screens
- Multiple command stations
- Supports pre-action, deluge and Sinorix[®]-agent releasing for 252 / 504-point systems
 - Releasing-valve monitoring
- 10,000 event history / event log
- Detector Sensitivity Readout / Printout per NFPA 72
- ISOtechnology device compatibility including PAD-5 addressable NAC power supply
- Network up to 32 panels using SafeDLink / CV Web
- Cerberus[®] DMS Danger Management Station can monitor, control up to 16 Model FC922, FC924 FACPs
- Supervised remote printer, via the Remote Peripheral Module for the 252 / 504-point systems
- Menu-driven operator commands
- 10,000-event history-logging capability with on-line and off-line reports
 - Off-line reports can be viewed the custom-configuration programming tool
 - EEPROM software compatible
- Multiple levels of password protection
- Automatic environmental compensation for smoke detectors
- Pre-alarm operation
- Alarm verification (by device or zone)
- Degrade-mode operation
- Logic-controlled output functions
- Optional city-tie / leased-line module
- Distributed processing
- Gas Alarm events for CO detection, per NFPA 720 for the 252 / 504-point systems
- Optional notification-appliance-circuit (NAC) expansion module
 - Up to 3.0 amps (24VDC) load per output
 - Module used for 252/ 504-point systems
- NEC 760 power-limited circuits
- UL 864-compliant, UL 864 10th Edition Listed
 - UUKL Listing for smoke control
- ULC-S527 Listed
- FM (#3010), CSFM (#7165-0067:0259) and FDNY (#6104) Approved
- Supports built-in TCP/IP Connectivity

Cerberus PRO System Overview

Cerberus PRO, a comprehensive fire-protection system from Siemens – Fire Safety, is a technologically advanced fire-and-life-safety system. Each Cerberus PRO system provides easy operation via its push-button soft keys; a backlit LCD screen, and a (4) four-way navigation push button – all located in the upper portion of each panel.

Through the use of its unique multiprocessor 'Network' design – along with its ability to utilize intelligent detection devices – Cerberus PRO epitomizes a flexible and highly configurable fire system.



Cerberus PRO
Fire Alarm Panel



Cerberus PRO System Overview (cont.)

SureWire™ addressable-loop technology is supported by Cerberus PRO.

Cerberus PRO is ideally suited for small and mid-market applications by providing 50, 252 and 504-point addressable fire-alarm-control-panel (FACP). The 252 and 504-point systems are networkable.

In conjunction with these new, improved FACPs is a state-of-the-art line of intelligent detectors. For example, the Multi-Criteria Fire / CO Detector [with **ASAt**technology™] is cutting-edge technology for specialized applications — such as carbon-monoxide detection — compared to standardized detectors.

The Photoelectric Smoke Detector uses microcontroller circuitry and surface-mount technology for peak dependability.

The *ISO*technology includes a full line of addressable devices with optional built-in short circuit isolation.

Cerberus PRO 252 / 504-Point Fire System



Model FC922

The Cerberus PRO Model FC922 (252-point) and FC924 (504-point) addressable FACP is designed to meet the fire-protection needs of mid-size buildings.

This advanced panel offers features typically required in mid-size buildings in a package that is easy to install and competitively priced.

Additionally, Models FC922 and FC924 are networkable, allowing the systems to fulfill the growing fire-protection needs of the building.

Models FC922 and FC924 utilize a two-height-unit enclosure. The following components comprise a complete two-height-unit enclosure:

- Operating unit
- Periphery board
- Power supplies
- System enclosures

252 / 504-point System Components

Operating Interface Unit

The Operating Interface Unit (Model FCM2018-U3 or Model FCM2019-U3) functions as the operator interfaces and central microprocessors for the Fire Terminal (Model FT924) and Cerberus PRO FACPs (Models FC922 and FC924).

252 / 504-point System Components (cont.)

Operating Interface Unit (cont.)



Model FCM2019-U3


Model FCM2018-U3 or Model FCM2019-U3 provides multi-use capability for each end-user to efficiently 'Acknowledge' events; to quickly control the notification-appliance circuits (NACs) of the corresponding FACP, and to permit a manual reset of the respective system. Detailed information about the nature and location of the events are displayed via a 2"–x– 4-3/4", backlit LCD screen.

Model FCM2018-U3 or Model FCM2019-U3 contains the site-specific program configuration created in 'Cerberus Works'. The controller in each interface module provides all system logic and supervision.

Either Operating Unit allows for connection to the Remote Peripheral Module (Model FCA2018-U1) and / or the Remote Terminal Displays (Models FT2014-U3 / R3; FT2015-U3 / R3).

Note: For applications in **Canada** that require a Cerberus PRO operating unit with LEDs, Model FCM2035-U3 must be ordered.

Periphery Boards



Model FCI2016-U1

The periphery boards (Models FCI2016-U1 and FCI2017-U1) encompass the key components for operating the Cerberus PRO panels (Models FC922 and FC924). Each module operates and monitors input-device identity; as well as controls the signaling-line circuits that communicate with smoke detectors and other field devices (i.e. — C-net). Each periphery board is equipped with two (2) programmable 'Class B' (Style Y) or 'one (1) Class A' (Style Z) NAC, providing 24VDC, nominal at a 3A per circuit maximum of audible / visual notification appliances. The periphery boards mount directly on the enclosure back boxes of the Model FC922 and Model FC924 Cerberus PRO panels. Models FCI2016-U1/ FCI2017-U1 provide two (2) parallel auxiliary powered, short-circuit-protected connections (regulated 24VDC, 1.5A max) that supply power to external devices or modules.

Fire Terminal (and equipment)

The Fire Terminal (Model FT924) consists of the Fire Terminal Board (Model FTI2001-U1); the Operating Unit (Model FCM2018-U3 or Model FCM2019-U3), and a one-height-unit (1HU) system enclosure.

Each Model FT924 terminal contains one (1) backlit, 2" —x— 4-3/4" Video Graphics Array (VGA) monochrome LCD screen with LEDs for displaying system status. An audible will sound when there are 'unacknowledged' events on the system.

The display of each operating unit categorizes events by type, providing a separate event tab for Alarm, Gas Alarm, Supervisory, and Trouble events. The quantity of active events of each type is listed in each event tab. The display provides two (2) full lines of text message for each event.

Each event can have a 40-character custom message describing the location for a given event. In addition to the text message, the system displays the category of the active event: (e.g. – Automatic Alarm, Water Flow, Manual, etc) – the category means more to responding officials than model numbers.

The Fire Terminal Boards contain the site-specific program configuration which is created in 'Cerberus Works'.

NOTE: Canadian installations require an 8-event display. The Canadian version of the panel firmware enables the 8-event display mode.

Digital Alarm Communicator Transmitter



**Model
FCA2015-U1**


The Digital Alarm Communicator Transmitter (DACT) is used to provide communication between the Cerberus PRO fire-alarm control panels (Models FC922 and FC924); one (1) fire terminal (Model FT924) and an off-premises remote monitoring station.

Each DACT (Model FCA2015-U1) can also support additional 3rd -party Internet Protocol (IP) and Global System Mobile (GSM) communication technologies, which include: Telguard and Sur-Gard. Thus, Model FCA2015-U1 is UL Listed as compatible with 3rd-party communicators: Bosch B465, Starlink LTE dual channel versions, Telguard, and DSC.

Model FCA2015-U1 connects to the periphery boards, and it enables remote transmission of alarms and events via a public telephone line. Additionally, each DACT module supports two (2) lines and four (4) accounts, and can transmit serial information (including the address of the event) to the monitoring station.

Model FCA2015-U1 can be programmed to perform automatic daily testing as often as required.

C-WEB Network Module



**Model
FN2001-U1**

The C-WEB network module (Model FN2001-U1) is used to network up to 16 FACPs and the Fire Terminal (Model FT924), via the C-net system bus. The C-WEB network module is plugged into the Operating Unit (Model FCM2018-U3 or Model FCM2019-U3).

Model FN2001-U1 supports 'peer-to-peer' networking between the following systems:

- Model FC922
- Model FC924
- Model FT924

The Model FN2001-U1 connects to system-bus inputs and outputs, and the module has ground-fault monitoring, as well as an integrated degrade-mode function.

Redundant networking is accomplished with one (1) network module [simple loop trouble] per panel. There is electrical isolation between the system bus and the FACP.

Power Supply Modules



**Model
FP2011-U1**

The 170-Watt power supply (Model FP2011-U1) and 300-Watt power supply (Model FP2012-U1) provide primary, regulated (24VDC, nominal) power for normal operation to Siemens — Fire Safety systems. Both power supplies are filtered and regulated. Model FP2011-U1 is rated 6.5 Amps at 24VDC, nominal. Model FP2012-U1 is rated 11.5 Amps at 24VDC, nominal.


Power Supply Modules (cont.)

The 170-Watt power supply incorporates a 4.0A, non-resettable slow-blow fuse on the primary input, and includes a built-in AC-line filter for surge and noise suppression. Model FP2011-U1 mounts in a standard Cerberus PRO-brand enclosure, and there are no serviceable parts to be maintained.

The 300-Watt power supply incorporates two (2) 6.3A replaceable, non-resettable slow-blow fuses on the primary input and includes a built-in AC-line filter for surge and noise suppression. Model FP2012-U1 mounts in a Cerberus PRO-brand enclosure, and there are no serviceable parts to be maintained.

Model FP2011-U1 is used with Models FC901, FC922 and FC924 FACPs. Model FP2012-U1 operates with Models FC922 and FC924 FACPs.

NAC Expansion Module



Model FCI2011-U1


The NAC expansion module (Model FCI2011-U1) is an optional module that is connected to the peripheral boards (Models FCI2016-U1, FCI2017-U1), providing additional NACs to 252-point and 504-point systems, respectively.

One (1) 'Class A' or two (2) 'Class B' NACs are provided with the following Cerberus PRO systems:

- Model FC922 (252-point)
- Model FC924(504-point)

Each NAC is rated at 3 Amps. Each NAC expansion module is monitored for open-line and short-circuit conditions.

Releasing Module



Model XCI2001-U1

The Cerberus PRO releasing module (Model XCI2001-U1) is an optional module that is connected to the peripheral boards (Models FCI2016-U1, FCI2017-U1), providing two (2) circuits of optional releasing, respectively.

Releasing Module (cont.)

Model XCI2001-U1 supports activation of releasing valves in pre-action / deluge systems (including double-interlock pre-action systems, or Sinorix engineered fire suppression systems). Model XCI2001-U1 supports only 'Class B' releasing circuits.

When installed on a Model FC922 or Model FC924 Cerberus PRO FACP, the releasing module contains an integral manual-disconnect switch for releasing circuits. This essential feature protects the releasing circuits from accidental discharge during maintenance.

Activation can be accomplished via cross zoning of automatic detectors or manual activation within one (1) FACP.

A pre-discharge countdown timer is available for display at the operating unit (Model FCM2018-U3 or Model FCM2019-U3).

Remote Peripheral Module (with RS-485 interface)



Model FCA2018-U1

The Remote Peripheral Module (FCA2018-U1) provides a means of connecting a Cerberus PRO panel to a parallel printer for creating a hard copy of system-status and configuration reports. This supervised, intelligent module contains built-in transient protection and plain-decimal addressing.

Model FCA2018-U1 is remotely connected to the Model FCA2016-U1 RS-485 communication bus from any Cerberus PRO system enclosure. Model FCA2018-U1 uses 'Class B' (Style 4) or 'Class A' (Style 6) wiring, and provides two (2) RS-232 (serial) ports and a single parallel port that allow connection to the parallel printer (Model PAL-1).

When Model PAL-1 is used with the remote peripheral module, Model FCA2018-U1 supervises the printer for On / Off Line, Power On, Paper Out, Paper Jam, and wiring-fault conditions, as required by UL for NFPA 72 proprietary systems. Event and report printing is generated at the operating unit (Model FCM2018-U3 or Model FCM2019-U3) on the main Cerberus PRO system.

Remote Display Terminals (with RS—485 interface)



The Remote Display Terminals (Models FT2014-U3 / R3 and FT2015-U3 / R3) are LED / LCD units that show the existing status of a Cerberus PRO 252 / 504-point system.

A Remote Annunciator (Model FSD901-U3 / R3) is used for the Cerberus PRO 50-point FACP (Model FC901).

A LED will illuminate for any given Alarm, Supervisory and Trouble Cerberus PRO-system event. An LCD screen will give details of the event in alphanumeric form. The display screen can be scrolled to reveal additional events. Optional remote-system-control capabilities are also available.

When an event has been triggered to the Cerberus PRO panel, the LCD screen will show the following:

- Event type and zone
- Time of the event [only possible in a menu-driven function]
- Custom message for that zone
- Usage of the zone
- 'Unacknowledged' or 'Acknowledged' event

The display has a backlight feature that operates upon receiving any event information or when any operator buttons are pressed.

The Model FT2014-series display terminal has a button used to silence the local sounder. Meanwhile, the Model FT2015-series display terminal has three (3) control buttons for 'acknowledging' events; silencing audible circuits and resetting the system. Additionally, there are three (3) user-programmable buttons available. The Model FT2015-series has a key switch that enables the control buttons to operate.

The remote display terminals are remotely connected to the Cerberus PRO FACP, via the RS—485 interface. The Model FC922 and FC924 Cerberus PRO panels require the Model FCA2016-U1 RS—485 module to provide communication to the remote display terminals. Model FCA2016-U1 supports Style 4 or Style 6 wiring. Up to eight (8) modules can be supported on a RS—485 bus.


Model FT2014/2015 supports **Canada's** 8-event display mode requirement.

Leased-Line / City-Tie Module

The Leased-Line / City-Tie module (Model FCI2020-U1) is used as an optional module, providing a local-energy output for municipal call-box connection.

Model FCI2020-U1 also gives a reverse-polarity output for leased-line connection. Model FCI2020-U1 is installed on the periphery board for Models FC922 and FC924 FACPs, respectively, but is installed on the back of the main board of the Model FC901 FACP.

Leased-Line / City-Tie Module (Cont.)



When used for connection to a municipal call box, the city-tie function supports Alarm-event transmission. When used for leased-line connection, the module supports two (2) leased telephone lines for transmitting *Alarm, Trouble and Supervisory* events.

Single-Mode / Multi-Mode Fiber-Optic Module

The Single-Mode (Model FN2006-U1) / Multi-Mode (Model FN2007-U1) fiber-optic interface module can be used to transmit RS—485 communication for the Cerberus PRO Model FC922 and FC924 (FACP), as well as the Model FT924 Fire Terminal.

The single-mode / multi-mode fiber-optic module provides C-net peer-to-peer network communication between the Cerberus PRO 252-point and 504-point fire systems.

Models FN2006-U1 / FN2007-U1 require 24 Volts DC [nominal] power, and the Models FC922 or FC924 FACP serve as the source for this power specification. Models FN2006-U1 / FN2007-U1 can also be powered from any UL Listed, regulated 24VDC power supply, such as The Distributed Power Module & NAC Extender.

Models FN2006-U1 / FN2007-U1 can be mounted in a Cerberus PRO one-height-unit or two-height unit enclosure, and can operate in a daisy-chain configuration.

Two (2), high-quality duplex 9/125 fiber-optic cables and ST-style fiber connectors are used for connection between single-mode fiber-optic modules. The duplex fiber-optic cable has two (2) cables in a single shield that is similar to an electrical zip cord. When using single-mode fiber, each segment of the fiber network can be up to almost 10 miles (16.1 km).

For 'Class B' installations, each FACP or terminal at either end of the daisy chain use one (1) duplex cable for connection to the next networked panel or terminal. FACPs or terminals within the daisy chain require two (2) duplex cables: one (1) duplex cable for connection to the previous FACP, and one (1) duplex cable for connection to the next FACP.

For 'Class A' installations, each FACP or terminal requires two (2) duplex cables: one (1) duplex cable for connection to the previous FACP, and one (1) duplex cable for connection to the next FACP.

One-Height-Unit Enclosure

For each Cerberus PRO panel, one (1) red or black back box supports one (1) red or black outer door, respectively. The inner door, which is available in black, specifically stores the system operating units (Models FCM2018-U3 and FCM2019-U3). The back box supports the fire-terminal board (Model FTI2001-U1), and optionally supports the DACT (Model FCA2015-U1).

The one-height-unit enclosure is the smaller housing used on Cerberus PRO panels. The following components comprise a complete one-height-unit enclosure:

- One (1) back box, (Model FHB2001-U1 / R1)
- One (1) inner door, (Model FHD2004-U1)
- One (1) outer door, (Model FHD2001-U3 / R3)
- One (1) clear lens, (Model FHD2006-U1)

Approximate size: **15" (38.1 cm.) (H),**
20" (50.8 cm.) (W),
4.5" (11 cm.) (D).

Two-Height-Unit Enclosure



The Two-Height-Unit Enclosure is the larger housing for the Cerberus PRO 252 / 504-point FACP.

The following components comprise a complete two-height-unit enclosure:

- One (1) back box, (Model FHB2002-U1 / R1)
- One (1) or two (2) inner doors, (Models FHD2004-U1 or FHD2005-U1)
- One (1) outer door, (Model FHD2002-U3 / R3 or FHD2003-U3 / R3)
- One (1) or two (2) clear windows, (Model FHD2006-U1)

Note: One (1) window is installed for Model FHD2002-U3 / R3 outer door, and two (2) windows are required for Model FHD2003-U3 / R3.

Approximate size: **28.5" (72.4 cm.) (H)**
20" (50.8 cm.) (W)
6.0" (15.2 cm.) (D)

Inner Doors



There are two (2) inner doors available for Cerberus PRO system enclosures. Model FHD2004-U1 supports one (1) operating unit {Model FCM2018-U3 or Model FCM2019-U3}, or one (1) to four (4) LED-option modules (Model FCM2023-U3).

When less than four (4) LED option modules are used, the blank-option module (Model FCM2022-U3) covers unused module spaces in the inner door.

Approximate size: 13.25" (33.7 cm.) (H) and 20" (50.8 cm.) (W)

Note: Model FHD2005-U1 is a solid blank plate used to provide dead-front protection.

Model FHD2012-U1 is an optional inner door for use with Remote Display Terminals

Outer-Door Clear Windows

The window (Model FHD2006-U1) is a rugged Lexan® lens, and is mounted to the opening of the outer door.

Approximate size: 10.25" (26.04 cm.) high and 17" (43.2 cm.) wide

Enclosure Trim Kits

Each size enclosure has a trim kit available in black and red. The trim kit is used for flush mounting a Cerberus PRO system enclosure. Model FHA2035-U1 / R1 is used for the one-height-unit enclosure, and FHA2036-U1 / R1 is used for the two-height-unit enclosure.


DIN Rail Kit

The optional DIN Rail Kit (Model FHA2031-U1) mounts in the back box of a one or two-height-unit enclosure, and provides connection between internal-system wiring and field wiring.

Battery bracket

An optional battery bracket (Model FHA2032-U1) can be used to secure batteries up to 33Ah. Model FHA2032-U1 is required to comply with seismic certification, pursuant to ASC / SEI 7-05, Section 13.2.2.

LED Option Module



LED-Option Module (cont.)

Model FCM2023-U3 is a LED-option module that provides LED annunciation of system activity.

The LED-option module can either be configured up to 24 indicator zones, or is capable of displaying up to 48 individual LEDs. Each zone contains :

- One (1) RED / GREEN bi-color LED
- One (1) YELLOW LED

For Model FCM2034-U3, each zone contains:

- One (1) RED / YELLOW bi-color LED
- One (1) YELLOW LED.

Any event can be assigned to each LED, which may be configured as a 'static' or 'flashing' indicator using the Cerberus PRO custom-configurable software tool, 'Cerberus Works'. Normally, the LED indicator is used as a zone indicator.

The LED-option module is connected to the peripheral data bus, and can be cascaded to up to a maximum of four (4) LED modules. A space is provided for labeling of LED functions. The label slides behind a clear, protective membrane.

Blank Option Module

Model FCM2022-U3 is a blank-option module intended to cover any blank LED areas where LED modules are not being occupied.

Models FCM2022-U3, FCM2023-U3 and FCM2034-U3 are mounted on the inner door of a Cerberus PRO enclosure. Any combination of modules may be mounted on the inner door. Up to four (4) total modules can be supported.

The Battery Disconnect Module

The Battery Disconnect Module (Model FCA2032-U1) is specifically designed to disconnect the backup battery on the Cerberus PRO 252 / 504-point addressable FACP when battery voltage drops below 19VDC. The disconnection caused by Model FCA2032-U1 prevents the battery from discharging beyond the power level of normal system operation.

The battery-disconnect module, which is mounted next to the DACT, remains disconnected until AC power is restored to Models FC922 and FC924.

S-Series License Keys

The S1 license key (Model FCA2033-A1) allows for virtual monitoring and control between a Cerberus PRO fire-only panel and a personal computer.

The S2 license key (Model FCA2034-A1) is a BACnet output, and is used for monitoring-only purposes by a 3rd-party system for life-safety objects.

S-Series License Keys (cont.)

The S3 license key (Model FCA2035-A1) is a combination license key that allows for virtual monitoring and control, as well as for distribution of BACnet (monitoring-only) communications. A four digit personal identification number (PIN) must be used in order to prevent unauthorized access.

Legacy Migration Hardware Kit



The Cerberus PRO 922/924 panel offers support for Siemens legacy addressable and conventional systems.

Model FHA2056-series kits are specifically designed for the seamless transition of an existing Siemens FS-250 (FireSeeker) or MPC6000 control panel into a fully operational 50 | 252 or 504-point addressable Cerberus PRO fire-alarm FACP, [FC901 | FC922 or FC924, respectively].

Each shipment of the Model FHA2056-series kits contains the following pieces of equipment:

- One (1) outer door
- One (1) inner door
- One (1) hinge-assembly bracket
- One (1) back plate
- One (1) inner-door bracket

NOTE: The five (5) items that comprise one (1) Model FHA2056-series hardware-migration kit cannot be ordered individually.

Model FHA-MIQKIT-04/-05 offers support for legacy MXL and MXL-IQ peripherals using the FCL2004 device interface module. This allows the user to configure a Cerberus PRO panel to communicate to older addressable devices, offering a seamless migration solution to the latest technology system.

Cerberus PRO 50-Point Fire System



Model FC901

Model FC901 is an addressable FACP that provides a cost-effective solution for simple fire-alarm-system applications. Model FC901 contains one (1) built-in DACT and two (2) NACs.

Small and compact in design, Model FC901 is ideal for small fire-protection applications using no more than 50 addressable points:

- retail outlets / strip malls
- doctors' offices
- dry cleaners
- restaurants
- banks, etc.

The dimensions of Model FC901 (connected to a one-height-unit enclosure) are approximately as follows: 16.25"[41.3 cm.](H) x 18"[46 cm.](W) x 5"[41.3 cm.](D)

The weight (without operating unit or batteries) is approximately 9 Lbs [4082 g].

50-point System Components

50-Point System Enclosure



Model FH901-R3

The Model FH901-U3 / R3 enclosure for the Model FC901 FACP is available in either black or red, and supports all system modules. The enclosure also supports 12Ah batteries.

Note: For systems requiring larger than 12Ah batteries, use a UL Listed battery box.

When field-wiring installation is complete, the main board shall be moved to the upper position for standard mounting prior to applying power to the system.

50-point System Components (cont.)

50-Point System Enclosure (cont.)

The Model FH901-U3 / R3 enclosure for the 50-point panel is comprised of a dual-mounting setup that allows the main board to be partially mounted in a lower-to-upper position. When temporarily installed in the lower position, technicians are allowed more space to install field wiring at the time of system set-up.

Additionally, the enclosure supports an optional battery bracket (Model FHA901-U1) that can be used to secure batteries up to 12Ah. Model FHA901-U1 is required to comply with seismic certification, pursuant to ASC / SEI 7-05, Section 13.2.2.

A flush-mount trim kit (Model FHA902-U1 / R1) is also available for use when flush mounting Model FH901-U3 / R3.

Remote Annunciator (not approved for use in **Canada**)



Model FSD901-U3

Used exclusively with the Cerberus PRO 50-point FACP, the Remote Annunciator (Model FSD901-U3 / R3) shows existing status of the Model FC901 FACP.

A built-in RS-485 serves as the interface between the remote annunciator and the Cerberus PRO 50-point FACP. Up to eight (8) remote annunciators are supported for each 50-point fire system. A 3.5-inch (8.9 cm) by 1.5" (3.8 cm) LCD screen will show details of the event in alphanumeric form. The display screen can be scrolled to reveal additional events. Each screen supports 182 characters: seven (7) lines with 26 characters per line

Remote Peripheral Module (with RS-485 interface)

The Remote Peripheral Module (FCA2018-U1) provides a means of connecting a Cerberus PRO panel to a parallel printer for creating a hard copy of system-status and configuration reports. This supervised, intelligent module contains built-in transient protection and plain-decimal addressing.

Model FCA2018-U1 is remotely connected to the Model FCA2016-U1 RS-485 communication bus from any Cerberus PRO system enclosure. Model FCA2018-U1 uses 'Class B' (Style 4) or 'Class A' (Style 6) wiring, and provides two (2) RS-232 (serial) ports and a single parallel port that allow connection to the parallel printer (Model PAL-1).

When Model PAL-1 is used with the remote peripheral module, Model FCA2018-U1 supervises the printer for *On / Off Line*, *Power On*, *Paper Out*, *Paper Jam*, and *wiring-fault* conditions, as required by UL for NFPA 72 proprietary systems. Event and report printing is generated at the operating unit on the main Cerberus PRO system.

50-point System Components (cont.)

Leased-Line / City-Tie Module

The Leased-Line / City-Tie module (Model FCI2020-U1) is used as an optional module, providing a local-energy output for municipal call-box connection.

Model FCI2020-U1 also gives a reverse-polarity output for leased-line connection. Model FCI2020-U1 is installed on the back of the main board of the Model FC901 FACP.

When used for connection to a municipal call box, the city-tie function supports Alarm-event transmission. When used for leased-line connection, the module supports two (2) leased telephone lines for transmitting *Alarm, Trouble and Supervisory* events.

Electronics Package (50 Point Panel)

| MODEL OR TYPE | PART NUMBER | PRODUCT |
|-------------------------|----------------|---|
| FC901-U3 | S54433-C105-A1 | Cerberus PRO Kit for the 50-Point Addressable FACP (Includes) : |
| | | 170W power supply, Model FP2011-U1 (Qty. 1) |
| | | System main board, Model FCM901-U3 (Qty. 1) |
| In Canada order: | | |
| FC901-L3 | S54433-C108-A1 | Cerberus PRO Kit for the 50-Point Addressable FACP (Includes) : |
| | | 170W power supply, Model FP2011-U1 (Qty. 1) |
| | | System main board, Model FCM901-L3 (Qty. 1) |

Related Documentation

| Model | Datasheet Number | Product |
|------------------------|------------------|--|
| OH921 | 9900 | Multi-Criteria Fire Detector |
| HI921 | 9901 | Thermal (Heat) Detector |
| OP921 | 9902 | Photoelectric Smoke Detector |
| OOHC941 | 9903 | Multi-Criteria Fire / CO Detector [with <i>ASAt</i> technology.] |
| OOH941 | 9904 | Multi-Criteria Fire Detector [with <i>ASAt</i> technology.] |
| FDCIO422 | 9905 | 4-Input / 4-Output Interface Module |
| FDBZ492 / -HR,-R-PR | 9906 | 'FDBZ' Series Air-Duct Housings |
| DB2-HR, DB-11 / DB-11E | 9907 | 'DB' Series Detector Base |

Details for Ordering

| MODEL OR TYPE | PART NUMBER | PRODUCT |
|---------------|----------------|---|
| FH901-U3 | S54433-B103-A3 | 50-point panel Enclosure, Black |
| FH901-R3 | S54433-B103-A4 | 50-point panel Enclosure, Red |
| FCM901-U3 | S54433-B101-A1 | 50-point FACP main board |
| FSD901-U3 | S54433-C102-A1 | 50-point Remote Annunciator, Black |
| FSD901-R3 | S54433-C102-A2 | 50-point Remote Annunciator, Red |
| FH2072-UA | S54433-A5-A1 | Universal Battery Cabinet |
| FTH2073-UA | S54433-A6-A1 | Universal Annunciator Cabinet |
| FCI2020-U1 | S54400-A57-A1 | Leased-Line / City -Tie Module |
| FCM2018-U3 | S54400-C40-A2 | Operating Interface Unit |
| FP2011-U1 | 500-450222 | 170-Watt Power Supply |
| FP2012-U1 | S54400-Z60-A1 | 300-Watt Power Supply |
| FT2014-U3 | S54400-B80-A1 | Remote Display Terminal, Black |
| FT2014-R3 | S54400-B73-A1 | Remote Display Terminal, Red |
| FT2015-U3 | S54400-B88-A1 | Remote Display Terminal, Black |
| FT2015-R3 | S54400-B16-A1 | Remote Display Terminal, Red |
| FTI2001-U1 | S54400-A58-A1 | Fire Terminal Board |
| FCA2015-U1 | S54400-A63-A1 | Digital Alarm Communication Transmitter |
| FN2001-U1 | S54400-A60-A1 | C-WEB Network Module |
| FCA2016-U1 | S54400-A39-A1 | RS-485 Interface |
| FCA2018-U1 | S54400-A65-A1 | Remote Peripheral Module |
| FCA2032-U1 | S54400-B145-A1 | Battery Disconnect Module |
| FCA2033-U1 | S54400-P154-A1 | License Key (S1) for remote access remote view remote operation |
| FCA2034-U1 | S54400-P155-A1 | License Key (S2) for BACnet output (monitoring only) |
| FCA2035-U1 | S54400-P156-A1 | License Key (S3) for remote access remote view remote operation BACnet output |
| FCI2011-U1 | S54400-A54-A1 | NAC Expansion Module |
| FCI2016-U1 | S54400-A55-A1 | 252-Pt. Periphery Board |
| FCI2017-U1 | S54400-A56-A1 | 504-Pt. Periphery Board |
| XCI2001-U1 | S54400-A69-A1 | Releasing Module |
| FCM2019-U3 | S54400-C41-A2 | Operating Interface Unit [with LED] |
| FCM2022-U3 | S54400-C44-A2 | Blank Option Module |
| FCM2023-U3 | S54400-C45-A2 | LED Option Module |

Details for Ordering (cont.)

| MODEL OR TYPE | PART NUMBER | PRODUCT |
|---------------|----------------|--|
| FHB2001-U1 | S54400-B47-A1 | One-Height-Unit Back Box, Black |
| FHB2001-R1 | S54400-B47-A2 | One-Height-Unit Back Box, Red |
| FHB2002-U1 | S54400-B48-A1 | Two-Height-Unit Back Box, Black |
| FHB2002-R1 | S54400-B48-A2 | Two-Height-Unit Back Box, Red |
| FHD2001-U3 | S54400-B45-A1 | One-Height-Unit Outer Door, Black |
| FHD2001-R3 | S54400-B40-A1 | One-Height-Unit Outer Door, Red |
| FHD2002-U3 | S54400-B32-A1 | Two-Height-Unit Outer Door [with one (1) window], Black |
| FHD2002-R3 | S54400-C53-A1 | Two-Height-Unit Outer Door [with one (1) window], Red |
| FHD2003-U3 | S54400-C42-A1 | Two-Height-Unit Outer Door [with two (2) windows], Black |
| FHD2003-R3 | S54400-B46-A1 | Two-Height-Unit Outer Door [with two (2) windows], Red |
| FHD2004-U1 | S54400-B52-A1 | Inner door, Black |
| FHD2005-U1 | S54400-B53-A1 | Inner door, Solid Black |
| FHD2006-U1 | S54400-C46-A1 | Clear-lens window |
| FHD2012-U1 | S54400-C135-A1 | Optional inner door [for housing a Model FT201-series display terminal], Black |
| FHA2031-U1 | S54400-B44-A1 | DIN Rail Kit |
| FHA2032-U1 | S54400-B43-A1 | Up to 33Ah battery bracket |

Details for Ordering (cont.)

| MODEL OR TYPE | PART NUMBER | PRODUCT |
|-------------------------|----------------|---|
| FHA2035-U1 | S54400-B42-A1 | One-Height-Unit Trim Kit, Black |
| FHA2035-R1 | S54400-B44-A2 | One-Height-Unit Trim Kit, Red |
| FHA2036-U1 | S54400-B41-A1 | Two-Height-Unit Trim Kit, Black |
| FHA2036-R1 | S54400-B42-A2 | Two-Height-Unit Trim Kit, Red |
| FHA2056-U1 | S54400-B18-A1 | Cerberus PRO Hardware Migration Kit, Black |
| FHA2056-R1 | S54400-B19-A1 | Cerberus PRO Hardware Migration Kit, Red |
| FHAMIQKIT-04 | S54400-C24-A1 | MXL-IQ Mechanical Migration Kit, Black |
| FHAMIQKIT-05 | S54400-C25-A1 | MXL-IQ Mechanical Migration Kit, Red |
| FHAMIQKIT-03 | S54400-K1-A1 | One (1) PMI cable & One (1) Expansion Cable |
| FHAMIQKIT-01 | S54400-A66-A1 | One (1) FCL2004 Module with PMI Cable |
| FHAMIQKIT-02 | S54400-A67-A1 | One (1) FCL2004 Module with Expansion Cable |
| FCL-MXLPLATE | S54400-B153-A1 | Mounting Bracket for FCL2004 (2HU/USCG) |
| In Canada order: | | |
| MODEL OR TYPE | PART NUMBER | PRODUCT |
| FCM901-L3 | S54433-A8-A1 | Cerberus PRO Main Board {for the 50-point FACP} |
| FCM2035-U3 | S54400-C140-A1 | Enhanced Operating Unit (with LEDs) |
| FCM2034-U3 | S54400-C138-A1 | Option Module (LED : Red / Yellow - Yellow) |

Note: For 50-point system installation in **Canada** a Tabular Annunciator (FT2018 or FT2019) and a separate Power Supply (PAD-4 or PAD-5) should be added as part of the complete control unit.

NOTICE – The information contained in this data-sheet document is intended only as a summary, and is subject to change without notice. The product(s) described here has/have a specific instruction sheet(s) that cover various technical, limitation and liability information.

Copies of install-type, instruction sheets – as well as the *General Product Warning and Limitations* document, which also contains important data, are provided with the product, and are available from the Manufacturer.

Data contained in the aforesaid type of documentation should be consulted with a fire-safety professional before specifying or using the product.

Any further questions or assistance concerning particular problems that might arise, relative to the proper functioning of the equipment, please contact the Manufacturer.



Cerberus® PRO

Siemens Industry, Inc.
 Smart Infrastructure - Building Products
 2 Gatehall Drive • Parsippany, NJ 07054
 Tel: (973) 593-2600

January - 2025
 (Rev. 11)